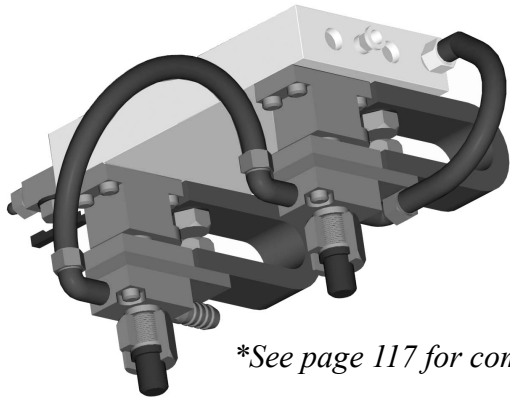




FEATURES AND SPECIFICATIONS



**See page 117 for complete assembly*

Features and Benefits

- Complete self contained unit for making two spot welds at one time using hydraulic equalizing pressure

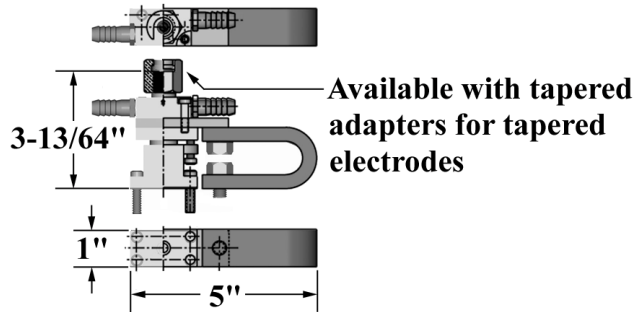
Use With

- Nu-twist electrodes or adapters for RWMA electrodes

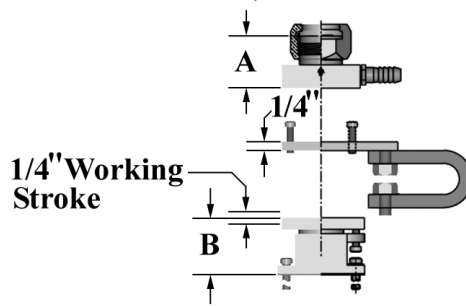
Mechanical

- Adjustable range of 1-1/32 to 3-1/2 centers

#1 SIZE UNIT (with Nu-Twist® shown)



#2 SIZE UNIT (with Nu-Twist® shown)



ORDERING INFORMATION AND DIMENSIONS

UNIT SIZE	ELECTRODE ATTACHMENT	A HEIGHT	B MEAN HEIGHT	C INCLUDED ADAPTERS	PRODUCT NO.
#1	NU-TWIST	1-1/4	1-43/64	-	18-826
#2	NU-TWIST	1-13/16	1-49/64	-	18-827
#1	1/2 - 14 PIPE THD	1-1/2	1-43/64	-	18-82650
#1 WITH ADAPTERS	RWMA5 MALE CAP	-	1-43/64	18-7465-07	18-82651
	RWMA4	-		18-746-07	18-82652
	RWMA5	-		18-747-07	18-82653

ADAPTERS