



PNEUMATIC CYLINDERS

Spotwelding Consultants
4209 Industrial Street
Rowlett, TX. 75088
(972)475-0874
(972)475-5024 fax

DUAL PISTON PNEUMATIC CYLINDER HAIRPIN

MODEL NUMBER	STROKE (INCHES)	BORE SIZE	PISTON AREA (IN ²)		FORWARD FORCE AT			DIMENSION (INCHES)												
			FORWARD	RETURN	60psi	70psi	80psi	A	B	C	D									
TG-CG-436-4N	1"																			
TG-CG-436-8N	2"	1.75	4.36	1.96	249	290	331	5.38	2.88	2.00	2.25									
TG-CG-436-12N	3"																			
TG-CG-436-16N	4"																			
TG-CG-584-4N	1"																			
TG-CG-584-8N	2"	2.00	5.84	2.70	334	389	445	5.38	2.88	2.25	2.25									
TG-CG-584-12N	3"																			
TG-CG-584-16N	4"																			
TG-CG-750-4N	1"																			
TG-CG-750-8N	2"	2.25	7.50	3.53	428	499	570	5.38	2.88	2.50	2.25									
TG-CG-750-12N	3"																			
TG-CG-750-16N	4"																			
TG-CG-937-4N	1"																			
TG-CG-937-8N	2"	2.50	9.37	4.46	534	623	712	5.38	2.88	2.75	2.00									
TG-CG-937-12N	3"																			
TG-CG-937-16N	4"																			
TG-CG-1143-4N	1"																			
TG-CG-1143-8N	2"	2.75	11.43	5.50	653	760	869	5.38	2.88	3.00	1.88									
TG-CG-1143-12N	3"																			
TG-CG-1143-16N	4"																			
TG-CG-1360-4N	1"																			
TG-CG-1360-8N	2"	3.00	13.60	6.60	775	904	1033	5.38	2.88	3.25	1.75									
TG-CG-1360-12N	3"																			
TG-CG-1360-16N	4"																			

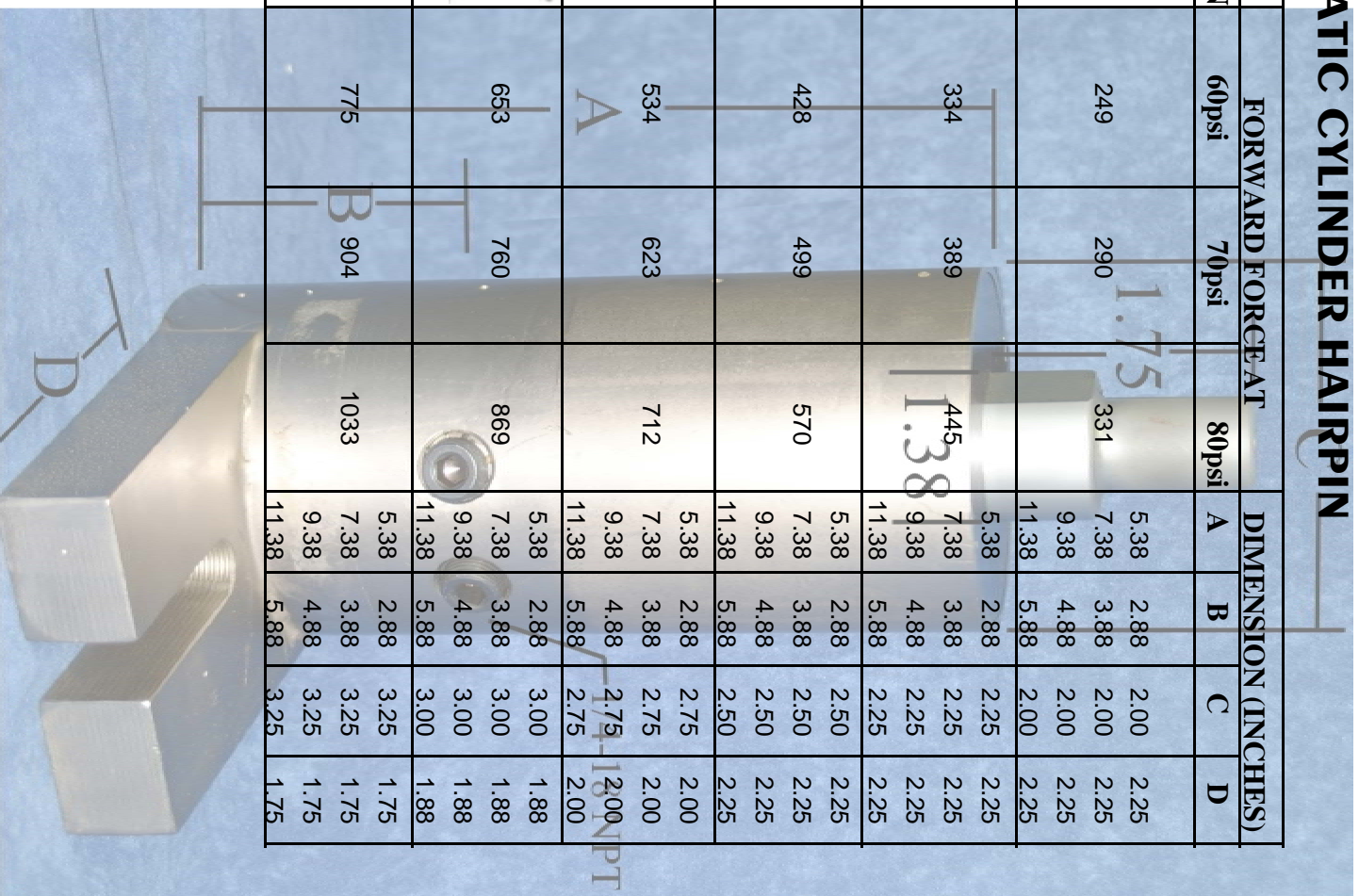
Spotwelding Consultants

4209 Industrial Street

Rowlett, TX. 75088

(972)475-0874


(972)475-5024 fax



TRIPLE PISTON PNEUMATIC CYLINDER HAIRPIN

MODEL NUMBER	STROKE (INCHES)	BORE SIZE	PISTON AREA (IN ²)		FORWARD FORCE AT			DIMENSION (INCHES)												
			FORWARD	RETURN	60psi	70psi	80psi	A	B	C	D									
TG-CG3-620-4N	1"																			
TG-CG3-620-8N	2"	1.75	6.20	1.96	353	412	471	7.38	2.88	2.00	2.25	10.38	3.88	2.00	2.25	13.38	4.88	2.00	2.25	16.38
TG-CG3-620-12N	3"																			
TG-CG3-620-16N	4"																			
TG-CG3-840-4N	1"																			
TG-CG3-840-8N	2"	2.00	8.40	2.70	479	559	638	7.38	2.88	2.25	2.25	10.38	3.88	2.25	2.25	13.38	4.88	2.25	2.25	16.38
TG-CG3-840-12N	3"																			
TG-CG3-840-16N	4"																			
TG-CG3-1087-4N	1"																			
TG-CG3-1087-8N	2"	2.25	10.87	3.53	620	723	826	7.38	2.88	2.50	2.25	10.38	3.88	2.50	2.25	13.38	4.88	2.50	2.25	16.38
TG-CG3-1087-12N	3"																			
TG-CG3-1087-16N	4"																			
TG-CG3-1370-4N	1"																			
TG-CG3-1370-8N	2"	2.50	13.70	4.46	781	911	1041	7.38	2.88	2.75	2.00	10.38	3.88	2.75	2.00	13.38	4.88	2.75	2.00	16.38
TG-CG3-1370-12N	3"																			
TG-CG3-1370-16N	4"																			
TG-CG3-1680-4N	1"																			
TG-CG3-1680-8N	2"	2.75	16.80	5.50	958	1117	1277	7.38	2.88	3.00	1.88	10.38	3.88	3.00	1.88	13.38	4.88	3.00	1.88	16.38
TG-CG3-1680-12N	3"																			
TG-CG3-1680-16N	4"																			
TG-CG3-2010-4N	1"																			
TG-CG3-2010-8N	2"	3.00	20.10	6.60	1146	1337	1528	7.38	2.88	3.25	1.75	10.38	3.88	3.25	1.75	13.38	4.88	3.25	1.75	16.38
TG-CG3-2010-12N	3"																			
TG-CG3-2010-16N	4"																			

Spotwelding Consultants
 4209 Industrial Street
 Rowlett, TX. 75088
 (972)475-0874
 (972)475-5024 fax



DUAL PISTON PNEUMATIC CYLINDER STUD

MODEL NUMBER	STROKE (INCHES)	BORE SIZE	PISTON AREA (IN ²)		FORWARD FORCE AT			DIM.		DISTANCE BET. PORTS		
			FORWARD	RETURN	60psi	70psi	80psi	A	B			
TG-AG-436-4N	1"											
TG-AG-436-8N	2"	1.75	4.36	1.96	249	290	331	5.38	2.00	2.25	2.25	2.25
TG-AG-436-12N	3"											
TG-AG-436-16N	4"											
TG-AG-584-4N	1"											
TG-AG-584-8N	2"	2.00	5.84	2.70	334	389	445	5.38	2.25	2.25	2.25	2.25
TG-AG-584-12N	3"											
TG-AG-584-16N	4"											
TG-AG-750-4N	1"											
TG-AG-750-8N	2"	2.25	7.50	3.53	428	499	570	5.38	2.50	2.25	2.25	2.25
TG-AG-750-12N	3"											
TG-AG-750-16N	4"											
TG-AG-937-4N	1"											
TG-AG-937-8N	2"	2.50	9.37	4.46	534	623	712	5.38	2.75	2.25	2.25	2.25
TG-AG-937-12N	3"											
TG-AG-937-16N	4"											
TG-AG-1143-4N	1"											
TG-AG-1143-8N	2"	2.75	11.43	5.50	653	760	869	5.38	3.00	2.25	2.25	2.25
TG-AG-1143-12N	3"											
TG-AG-1143-16N	4"											
TG-AG-1360-4N	1"											
TG-AG-1360-8N	2"	3.00	13.60	6.60	775	904	1033	5.38	3.25	2.25	2.25	2.25
TG-AG-1360-12N	3"											
TG-AG-1360-16N	4"											

Spotwelding Consultants
 4209 Industrial Street
 Rowlett, TX. 75088
 (972)475-0874
 (972)475-5024 fax

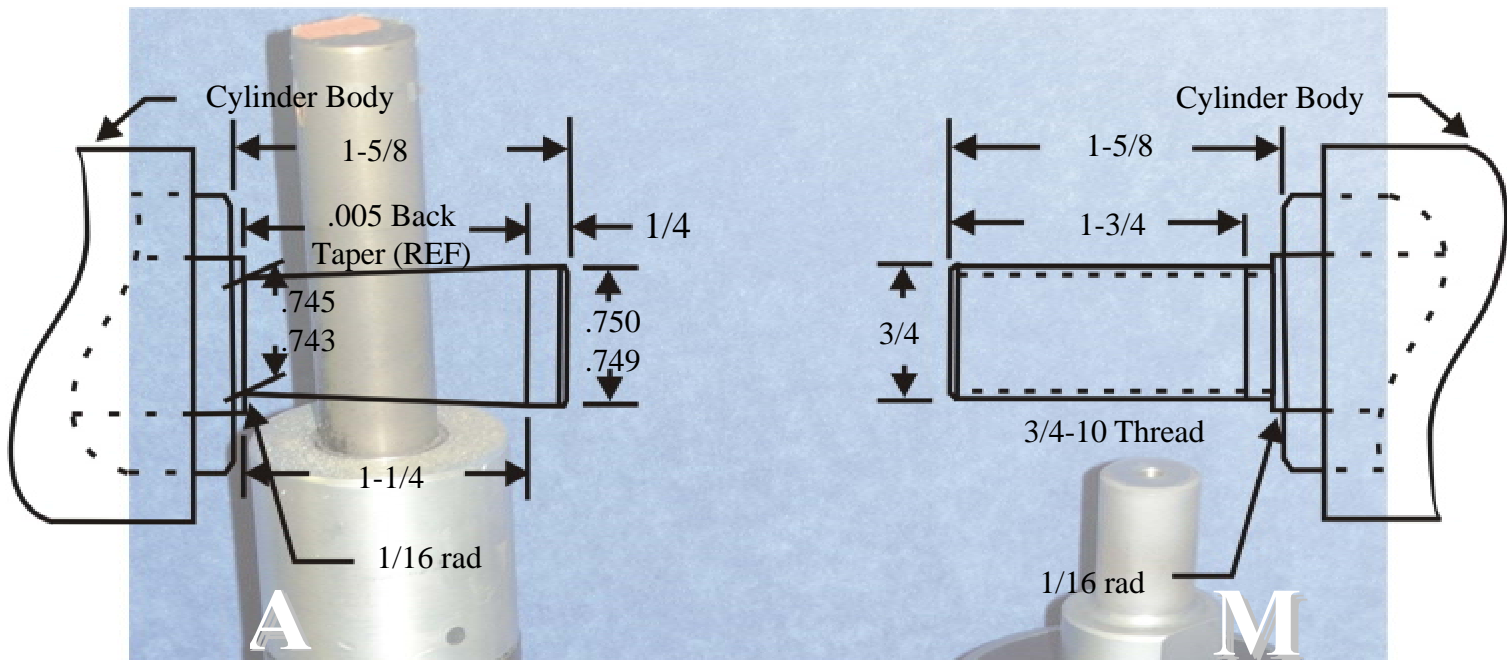
1/4-18 NPT

TRIPLE PISTON PNEUMATIC CYLINDER STUD

MODEL NUMBER	STROKE (INCHES)	BORE SIZE	PISTON AREA (IN ²)		FORWARD FORCE AT			DIM.		DISTANCE BET. PORTS
			FORWARD	RETURN	60psi	70psi	80psi	A	B	
TG-AG3-620-4N	1"							7.38	2.00	2.25
TG-AG3-620-8N	2"	1.75	6.20	1.96	353	412	471	10.38	2.00	3.25
TG-AG3-620-12N	3"							13.38	2.00	4.25
TG-AG3-620-16N	4"							16.38	2.00	5.25
TG-AG3-840-4N	1"							7.38	2.25	2.25
TG-AG3-840-8N	2"	2.00	8.40	2.70	A 479	559	638	10.38	2.25	3.25
TG-AG3-840-12N	3"							13.38	2.25	4.25
TG-AG3-840-16N	4"							16.38	2.25	5.25
TG-AG3-1087-4N	1"							7.38	2.50	2.25
TG-AG3-1087-8N	2"	2.25	10.87	3.53	620	723	826	10.38	2.50	3.25
TG-AG3-1087-12N	3"							13.38	2.50	4.25
TG-AG3-1087-16N	4"							16.38	2.50	5.25
TG-AG3-1370-4N	1"							7.38	2.75	2.25
TG-AG3-1370-8N	2"	2.50	13.70	4.46	781	911	1041	10.38	2.75	3.25
TG-AG3-1370-12N	3"							13.38	2.75	4.25
TG-AG3-1370-16N	4"							16.38	2.75	5.25
TG-AG3-1680-4N	1"							7.38	3.00	2.25
TG-AG3-1680-8N	2"	2.75	16.80	5.50	958	1117	1277	10.38	3.00	3.25
TG-AG3-1680-12N	3"							13.38	3.00	4.25
TG-AG3-1680-16N	4"							16.38	3.00	5.25
TG-AG3-2010-4N	1"							7.38	3.25	2.25
TG-AG3-2010-8N	2"	3.00	20.10	6.60	1146	1337	1528	10.38	3.25	3.25
TG-AG3-2010-12N	3"							13.38	3.25	4.25
TG-AG3-2010-16N	4"							16.38	3.25	5.25

Spotwelding Consultants
 4209 Industrial Street
 Rowlett, TX. 75088
 (972)475-0874
 (972)475-5024 fax

1/4-18 NPT




STANDARD SHAFT ENDS

(All cylinders shown have a 1/8 stickout from the cylinder face)




ADDITIONAL SHAFT ENDS AVAILABLE UPON REQUEST



Stud Mounting

Double Rear Hairpin



A

F

STANDARD



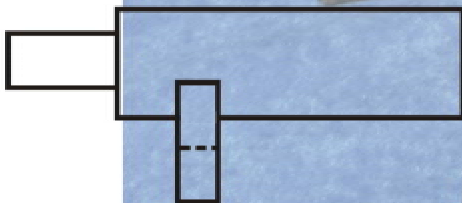


MOUNTING STYLES

ADDITIONAL MOUNTINGS AVAILABLE UPON REQUEST

Front Hairpin

Rear Hairpin



B

C

3/4



Cylinder Order And Request Form

Company: _____

Date: _____

Name: _____

E-Mail: _____

Phone: _____

Fax: _____

Customer Requirements

Part #: _____

TG Systems Quote #: _____

Quantity: _____

Delivery: _____

Price: _____

P.O. #: _____

Special Requirements: _____

Cylinder Part Number

TG - CG - 1143 - 8 N - Retract

Shaft Style

N = .749 Diameter
M = 3/4-10 Thread

Stroke

4 = 1"
8 = 2"
12 = 3"
16 = 4"

Effective Area

436 - 1.75 Bore
584 - 2.00 Bore
750 - 2.25 Bore
937 - 2.50 Bore
1143 - 2.75 Bore
1360 - 3.00 Bore

Mount Style

CG - Hairpin 2 Piston
CG3 - Hairpin 3 Piston
AG - Stud 2 Piston
AG3 - Stud 3 Piston



Spotwelding Consultants
4209 Industrial Street
Rowlett, TX. 75088
(972)475-0874
(972)475-5024 fax