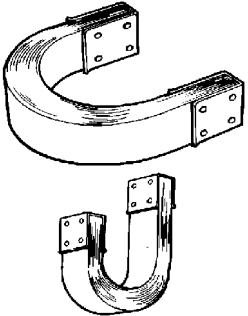
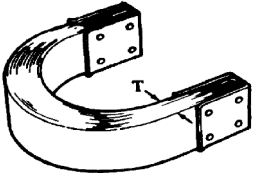
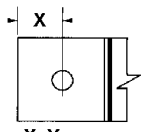
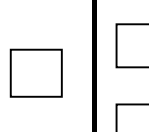
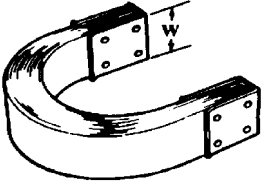
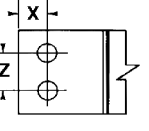
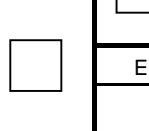
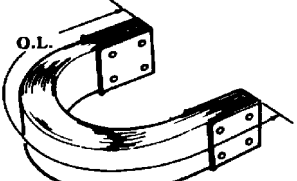
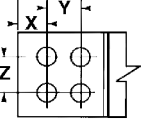
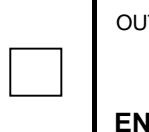

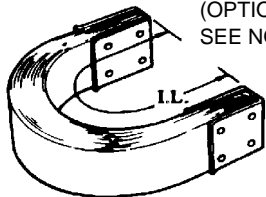
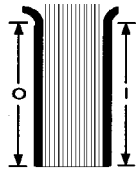



<b>CUSTOMER</b>		Cust. Approval		<b>SHUNT ORDERING FORM</b> Spotwelding Consultants 888-255-6780 toll free		
CUSTOMER PART #		Work Order #				
FLEX-CABLE CODE #						
<b>1 SHUNT TYPE</b>	<b>2 DIMENSIONS, in mm</b>	<b>3 HOLE SPECIFICATIONS</b>		<b>4 END TREATMENT</b>	<b>5 SHUNT OPTIONS</b>	
PLEASE CHECK DESIRED TYPE	ENTER DIM. AFTER EACH FIG.	CHECK HOLE PATTERN		CHECK END TREATMENT	CHECK MATERIAL THICKNESS	
<input type="checkbox"/> <b>C/J</b> 	<b>THICKNESS</b>  T= _____	<b>END 1</b> <input type="checkbox"/> 	<b>END 2</b> <input type="checkbox"/> 	<input type="checkbox"/> FUSED / BONDED (default)	<input type="checkbox"/> .003 <input type="checkbox"/> .005 <input type="checkbox"/> .010 <div style="font-size: small; border: 1px solid black; padding: 2px;">           .005 is default for shunts less than 2" wide.            .010 is default for shunts greater than 2" wide.         </div>	
	<b>WIDTH</b> 	<input type="checkbox"/> 	<input type="checkbox"/> 	<input type="checkbox"/> PLATE <input type="checkbox"/> LOOSE <input type="checkbox"/> OTHER (SEE PRINT)		<input type="checkbox"/> .003 <input type="checkbox"/> .005 <input type="checkbox"/> .010
	<b>OUTSIDE LENGTH</b>  O.L.= _____	<input type="checkbox"/> 	<input type="checkbox"/> 	<input type="checkbox"/> OTHER (SEE PRINT)		<input type="checkbox"/> .003 <input type="checkbox"/> .005 <input type="checkbox"/> .010
<input type="checkbox"/> <b>S/F</b> 	<b>INSIDE LENGTH</b>  I.L.= _____ (OPTIONAL SEE NOTE)	CUSTOM HOLE PATTERN <input type="checkbox"/> (SEE PRINT) <input type="checkbox"/>		ENTER PLATE DIMENSIONS  <b>END 1</b> <b>END 2</b> O=              O= l=              l=	<input type="checkbox"/> MATERIAL AVAILABLE <input type="checkbox"/> HALF-HARD TIN COATED (DEFAULT) <input type="checkbox"/> SPECIAL ORDER (SEE COMMENTS)	
<input type="checkbox"/> <b>L</b> 	<b>BLOUSING THICKNESS WILL BE APPROX. 1.5 X T IF INSIDE LENGTH IS NOT SPECIFIED</b>	HOLE DIMENSIONS SEE FIG. ABOVE <b>END 1</b> <b>END 2</b> X=              X= Y=              Y= Z=              Z=		CIRCLE YES OR NO FOR FLARING DEFAULT FLARE IS 1/4" AT 45° UNLESS OTHERWISE SPECIFIED <b>END 1</b> <b>END 2</b> INSIDE FLARE YES   NO   YES   NO OUTSIDE FLARE YES   NO   YES   NO CIRCLE YES OR NO FOR SILVER PLATED CONTACT SURFACE <b>END 1</b> <b>END 2</b> INSIDE YES   NO   YES   NO OUTSIDE YES   NO   YES   NO	CIRCLE COATING (OPTIONAL) FIBERGLASS SHIELD INSIDE    OUTSIDE TEFLON TAPE INSIDE    OUTSIDE TEFLON ARMOR INSIDE    OUTSIDE TEFLON JACKET OUTSIDE ONLY	
<input type="checkbox"/> <b>SPECIAL (SEE PRINT)</b>  PRINT # _____					CIRCLE PLATE THICKNESS (1/16" DEFAULT) 1/8"   3/16"   1/4"  COMMENTS: _____	